



Regular style



Power/CCT adjustable

LED GARDEN LIGHT



PRODUCT DESCRIPTION

The area series has the high-performance solution for the most demanding applications within a unique design. With different precision refractive optical lens and an easy-install design, it can be used in many applications such as pedestrian street, factory, schools, garden, courtyard, hotel, parking lot, public parks etc.

FEATURE

1. Air cooling Design
2. IP67 Rated Enclosure
3. Post top Mounting
4. Superior Low-glare Illumination
5. Fade-resistant coating

VERSION:
BB-LD-XXXW-AR-K



Ordering Information

Area Series	Watts	Version	CCT	Voltage	Control	Installation	Beam Angle	Color
BB-LD	30W	AR-K	SW-2700K	Blank-100-277VAC	Blank - without control	Blank- 3.0"(76mm)pole	Blank-120°	Blank - Black
	50W		WW-3000K					
	75W		NW-4100K					
	100W		DW-5000K					
	120W		CW-5700K					
	150W		SCW-6500K					

Notes:

1. 130lm/w, 150lm/w is optional, the default is 130lm/w.

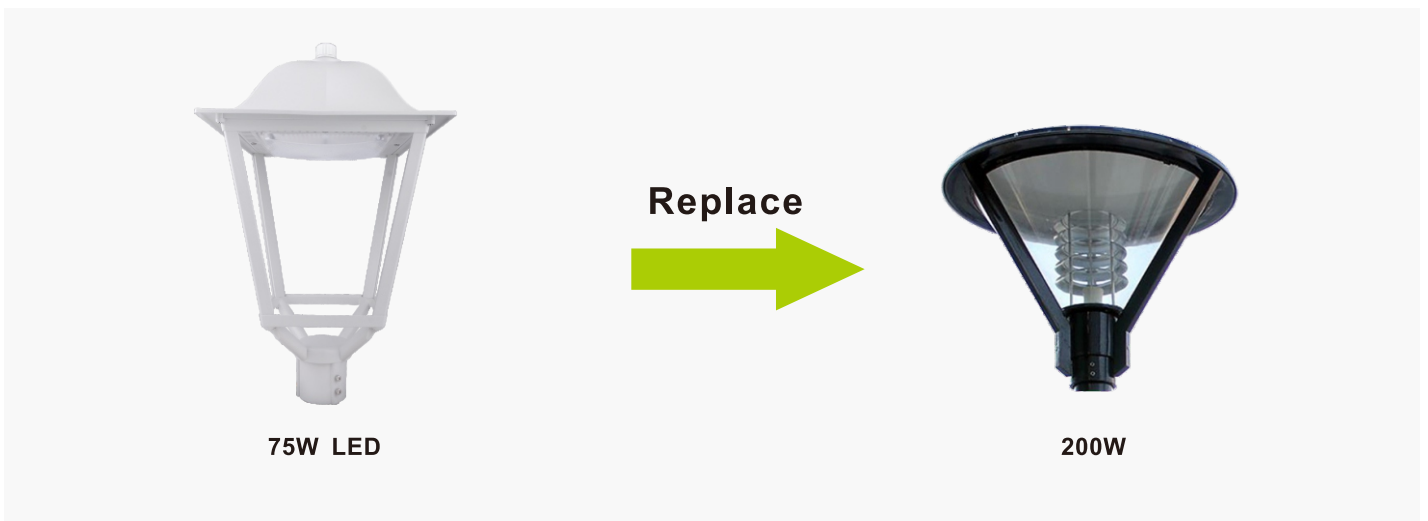
Special Order-Ask Customer Service

PERFORMANCE DATA

Power	30W	50W	75W	100W	120W	150W
Model	BB-LD-30W-AR-K	BB-LD-50W-AR-K	BB-LD-75W-AR-K	BB-LD-100W-AR-K	BB-LD-120W-AR-K	BB-LD-150W-AR-K
Luminous Flux	3900LM	6500LM	9750LM	13000LM	15600LM	19500LM
Replacement	HPS 100W	HPS 150W	HPS 200W	HPS 300W	HPS 400W	HPS 500W
Light Source	SMD LED					
Luminous Efficacy	130lm/w 150lm/w available					
Color	Black					
Cover	Transparent PC cover					
Support tube diameter	Diameter 76mm(3.0in)					
Operation Temp.	-40 to +45°C					
CCT	2700K SW / 3000K WW / 4100K NW / 5000K DW / 5700K CW / 6500K SCW					
CRI	80+					
Life Span	50,000 hours at 25°C					
Voltage	100-277VAC/50-60HZ					
Product Size	L400*W400*H700MM					
Beam Angle	120°					
IP	67					
PF	>0.95					
Warranty	3 Years					

PROJECTS

By using our 75W Garden Light to replace 200W Metal Halide bulb for parking area lighting fixtures, the customer is now able to save a lot per month from his electric bill.



Notes:

1. Don't take the LED lamp apart.
2. The LED lamp must work under the right voltage according to the specification.

POWER/CCT ADJUSTABLE ALL IN ONE

Power Adjustable: 40% 60% 80% 100%

CCT Adjustable: 3000K 4000K 5000K(Options:4000K/5000K/5700K)

● **Usage method (manual operation)**




- Pull out the controller cover firmly upwards. See picture 1
- Adjust the power in zone A and adjust the color temperature in zone B. The factory default power is 75W and the color temperature is 5000K. See picture 2.

Instructions for adjusting the power (zone A):

30W/50W/75W	75W/100W/120W/150W
30W: A1 to OFF, A2 to ON, picture 4. 50W: A1 to ON, A2 to OFF, picture 3. 75W: A1 to ON, A2 to ON.	75W: A1 to OFF, A2 to OFF 100W: A1 to ON, A2 to OFF 120W: A1 to OFF, A2 to ON. 150W: A1 to ON, A2 to ON.

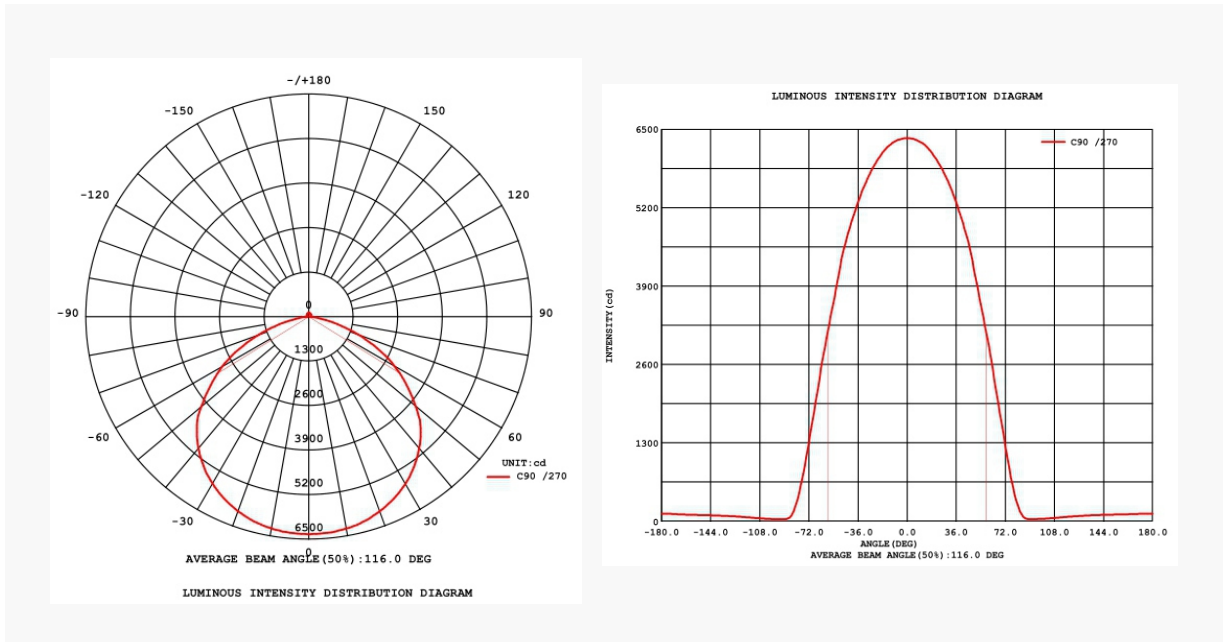
Instructions for adjusting the color temperature (zone B):

3 gears adjustment: B3=3000K, B2=4000K, B1=5000K.
The factory default is 5000K (B1). When adjusting the color temperature, just pull the button to the corresponding position.



Power	30W/50W/75W	75W/100W/120W/150W
Model	BB-LD-(30~75W)-AR-CWT	BB-LD-(75~150W)-AR-CWT
Luminous Efficacy	130W/Im	
CCT	3000K/4000K/5000K All in one, Options:4000K/5000K/5700K	
IP	67	
Warranty	3 Years	

LUMINOUS INTENSITY DISTRIBUTION




APPLICATION


- Courtyard lighting
- Public parks lighting
- Street scapes lighting
- Parking areas lighting
- Hotel lighting



Garden



Villa district

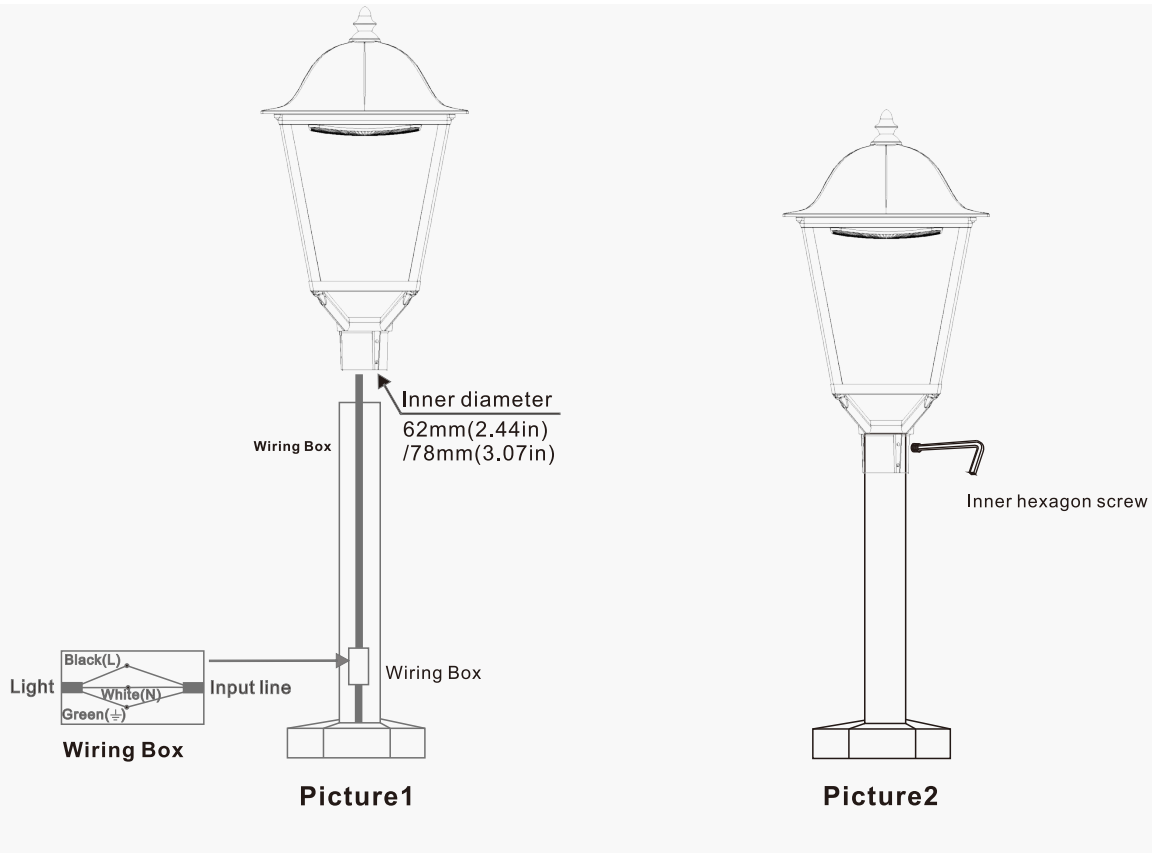


Park

INSTALLATION

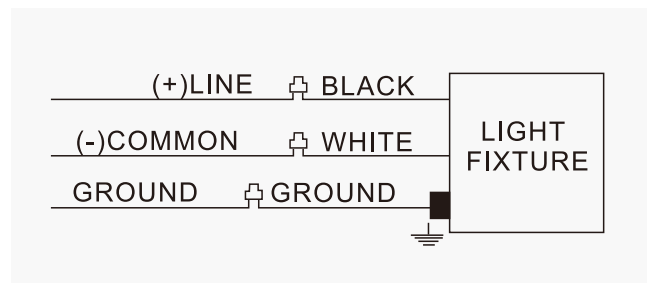
Pole mounting

- Turn off the power before installation.
- Wiring right in the wiring box ("Black" is connected to "L", "White" connect to "N", "Green" to "Ground") and set the lamp into the bracket by the hole. (picture1).
- We should fasten the eight screws with a hex wrench, and finished (picture2).

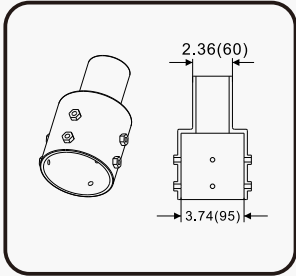


Wiring

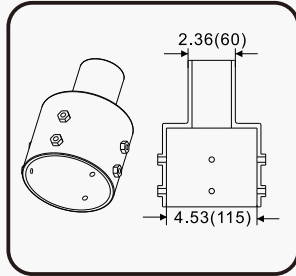
- Connect the black fixture lead to the (+) LINE supply lead.
- Connect the white fixture lead to the (-) COMMON supply lead.
- Connect the green Ground wire from fixture to supply ground.



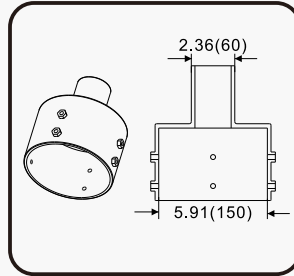
Optional Accessories



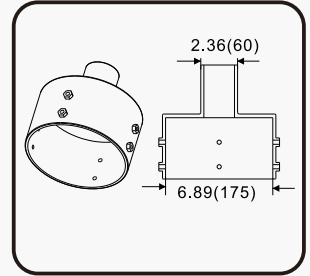
MGD03(2.4" to 3.5" round pole)



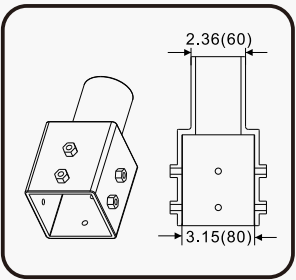
MGD04(2.4" to 3" square or 4" round pole)




MGD08(2.4" to 4" square or 5.5" round pole)



MGD09(2.4" to 6.5" round pole)



MGD10(2.4" to 3" square pole)



Wall Bracket

PACKING INFO



Item	Packaging	Carton Size(mm) (L*W*H)	N.W	G.W
All models	1pc/CTN	440*440*680mm	5.1KG	5.9KG